

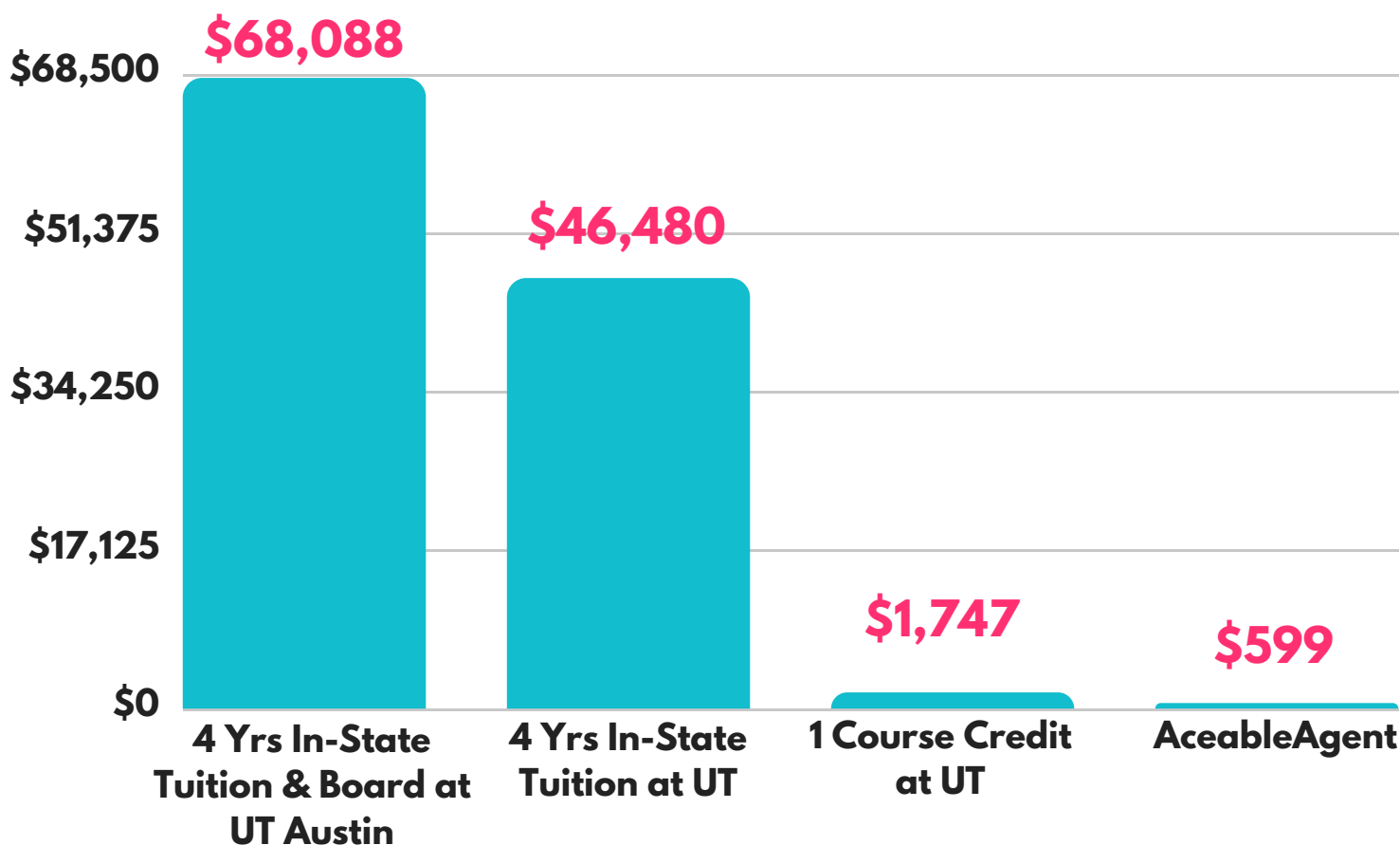
REAL ESTATE

CAREER KIT



ACEABLE
AGENT

COST OF EDUCATION ¹



AVERAGE STARTING SALARY ^{2,3}



High School Graduate

\$35,000



Community College Graduate

\$39,000



Real Estate School Graduate

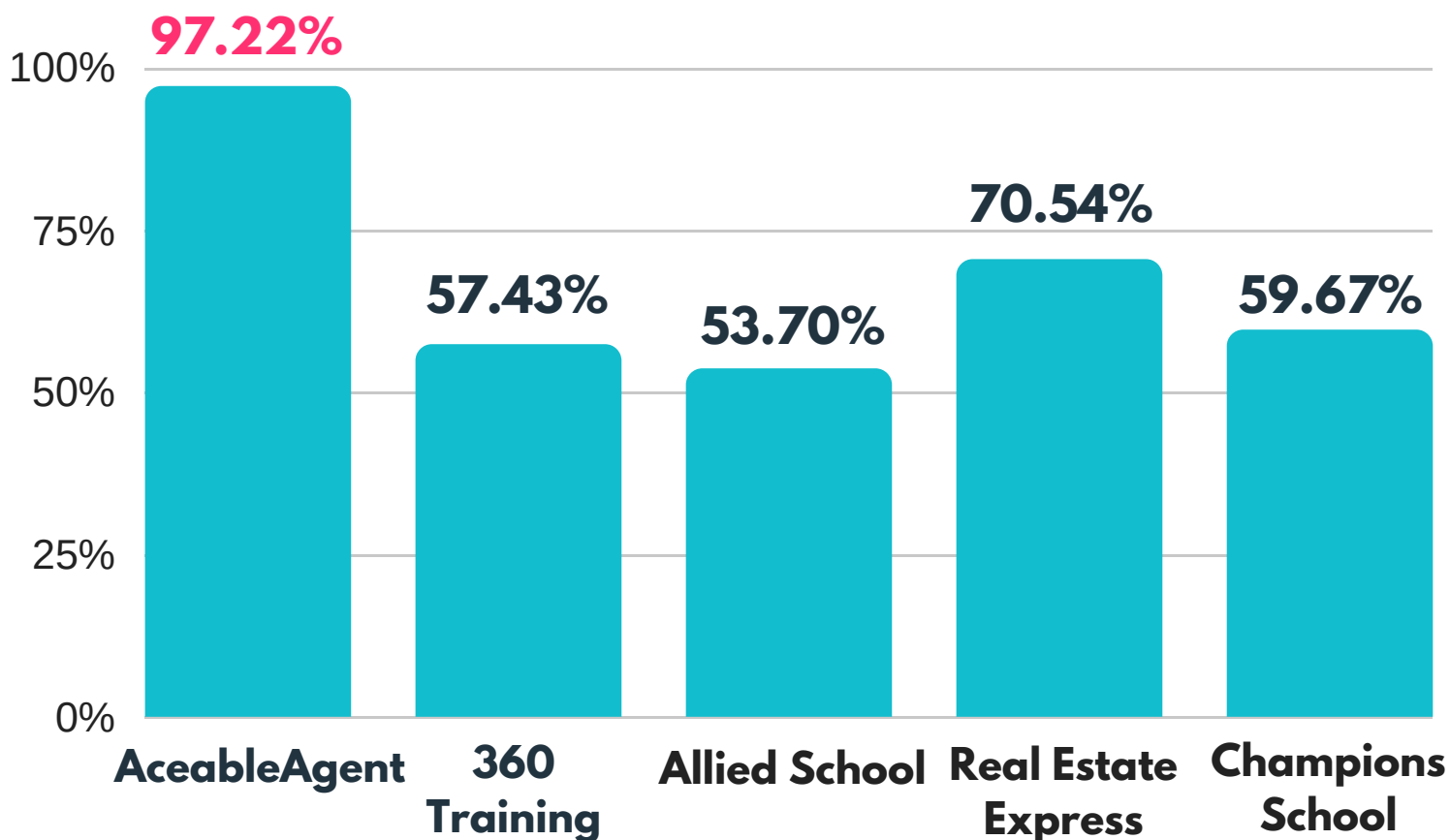
\$44,000

COLLEGE STATS:

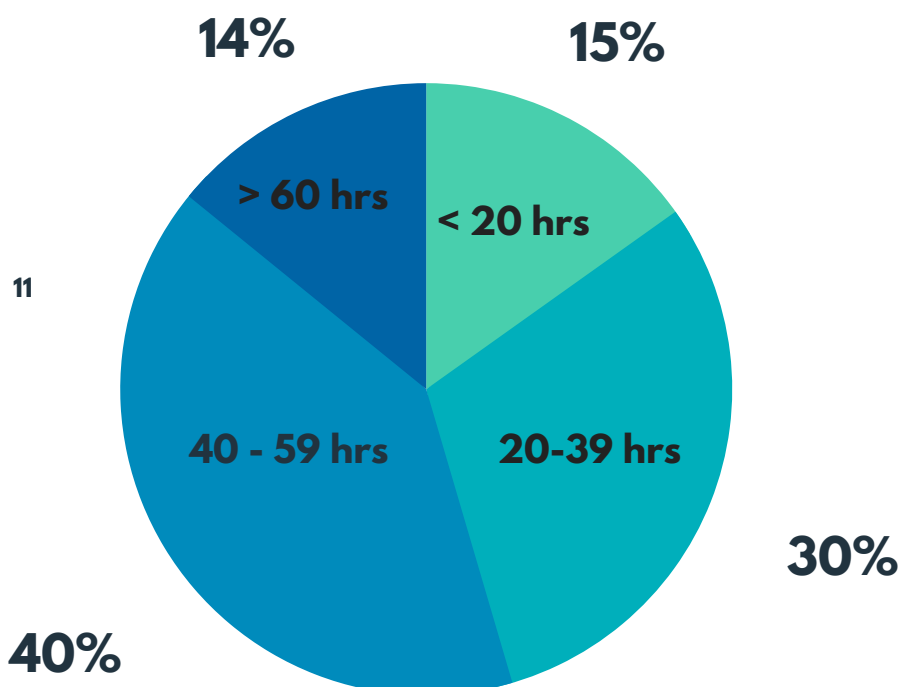
- Students on a four-year college degree track spend about 1,680 hours in class. And that doesn't even include homework and studying. ⁴
 - At 4-year colleges that have open admissions policies, 32% of students finished a bachelor's degree in 6 years. ⁵
 - A survey from Monster.com found that of 350 college students polled, 75% don't have a job lined up. ⁶
 - One study found that although 81.4% of students going to a community college planned to get a bachelor's degree, only 11.6% actually received that degree ⁷
 - Outstanding student loans are now approaching 1.3 trillion USD. ⁸
 - Almost all course material taught in college can be found for free online through many educational websites. ⁹
-

TREC PASSAGE RATES

As of September 1, 2018 ¹⁰



HOURS WORKED BY TEXAS REALTORS[®]



¹¹



REAL ESTATE STATS

- ▶ 80% of Realtors® were very certain that they would still be an active real estate agent in 2 years.¹²
- ▶ 91% of Realtors® use social media.
- ▶ Most Realtors® work 40 hours a week.¹²

- ▶ The average home price in Texas is \$279,500, which is expected to increase by 4.9% in the next year.¹³
- ▶ No degree is required to get a real estate or broker license.

WHY ACEABLEAGENT?


- ▶ Get your license at your own pace, on any device.
- ▶ 100% TREC approved - all 180 hours of content included.
- ▶ Pass the test or your money back.¹⁵
- ▶ Endorsed by top-producing Texas Agents: Set yourself up for a successful career in Real Estate!
- ▶ Student Concierge available 7 days a week.



HOW DO I BECOME A LICENSED **REAL ESTATE AGENT** IN TEXAS

Getting your license and learning how to be a real estate agent can be an overwhelming process. AceableAgent is here to walk you through every step of the journey, from education to your first sale to whatever your future holds. Visit [AceableAgent.com](https://www.aceableagent.com) to get started.

1



STEP 1

Check Your Eligibility

Are you an 18 year old Texas resident who can't tell a lie? Good news! If you're a US citizen/permanent resident alien and meet TREC's standards for honesty, trustworthiness, and integrity, you're in.

2




STEP 2

Take the required pre-license coursework

Educate yourself. Take the required 180-hours of pre-license coursework with AceableAgent and keep those course completion certificates in a safe place.

3




STEP 3

Apply through the TREC website

Make it official. Apply for your Texas real estate license and pay the \$205 application fee on TREC's website.

6



STEP 6

Study the material

Study, study, study! Get started early, this test is tough so you'll want to make sure you're prepped and ready to go (we can help with that!).

5




STEP 5

Wait for your eligibility letter

Wait it out. TREC will send your state exam eligibility letter within 21 business days.

4



STEP 4

Email your course certificates to TREC

Show them proof of completion! Email TREC your certificates to prove you've completed the necessary coursework.

7



STEP 7

Get fingerprints and a background check

Background? Check! Once you receive your eligibility letter, schedule your fingerprinting on their website.

8




STEP 8

Schedule the state exam

It's time! Use the info in your eligibility letter to schedule your state exam with Pearson VUE.

9



STEP 9

Ace the test!

Put all of that education into practice and show that test what you're made of.

11



STEP 11

Celebrate!

Congratulations, you passed your test! If you have a sponsoring broker your license is now active!

10



STEP 10

Find a sponsoring broker

Before you can get your active license, you need a sponsoring broker. Shop around, be picky, and find your perfect match.

REFERENCES

1. <https://admissions.utexas.edu/tuition/cost-of-attendance>
2. <https://smartasset.com/retirement/the-average-salary-by-education-level>
3. <https://money.usnews.com/careers/best-jobs/real-estate-agent>
4. <http://catalog.utexas.edu/undergraduate/natural-sciences/degrees-and-programs/bachelor-of-arts-plan-i/>
5. <https://nces.ed.gov/fastfacts/display.asp?id=40>
6. <https://www.monster.com/career-advice/article/class-of-2018-college-grad-jobs>
7. <http://resources.campuslogic.com/blog/10-interesting-facts-comparing-community-colleges-4-year-institutions>
8. <https://www.forbes.com/sites/mikepatton/2015/11/19/the-cost-of-college-yesterday-today-and-tomorrow/#3c408fb96060>
9. <https://www.inman.com/2015/04/28/why-aspiring-real-estate-agents-should-just-skip-college/>
10. <https://www.trec.texas.gov/education/education-provider-exam-passage-rates-sales-agents-and-brokers>
11. <https://www.texasrealestate.com/wpcontent/uploads/ProfileTexasRealtors2017.pdf>
12. <https://www.nar.realtor/research-and-statistics/research-reports/highlights-from-the-nar-member-profile>
13. <https://www.zillow.com/tx/home-values/>
14. <https://www.aceableagent.com/>
15. <https://www.aceableagent.com/guarantee/>